

5 SLIDES WE'RE DISCUSSING

WEDNESDAY JUNE 17, 2020





Shaded areas indicate U.S. recessions

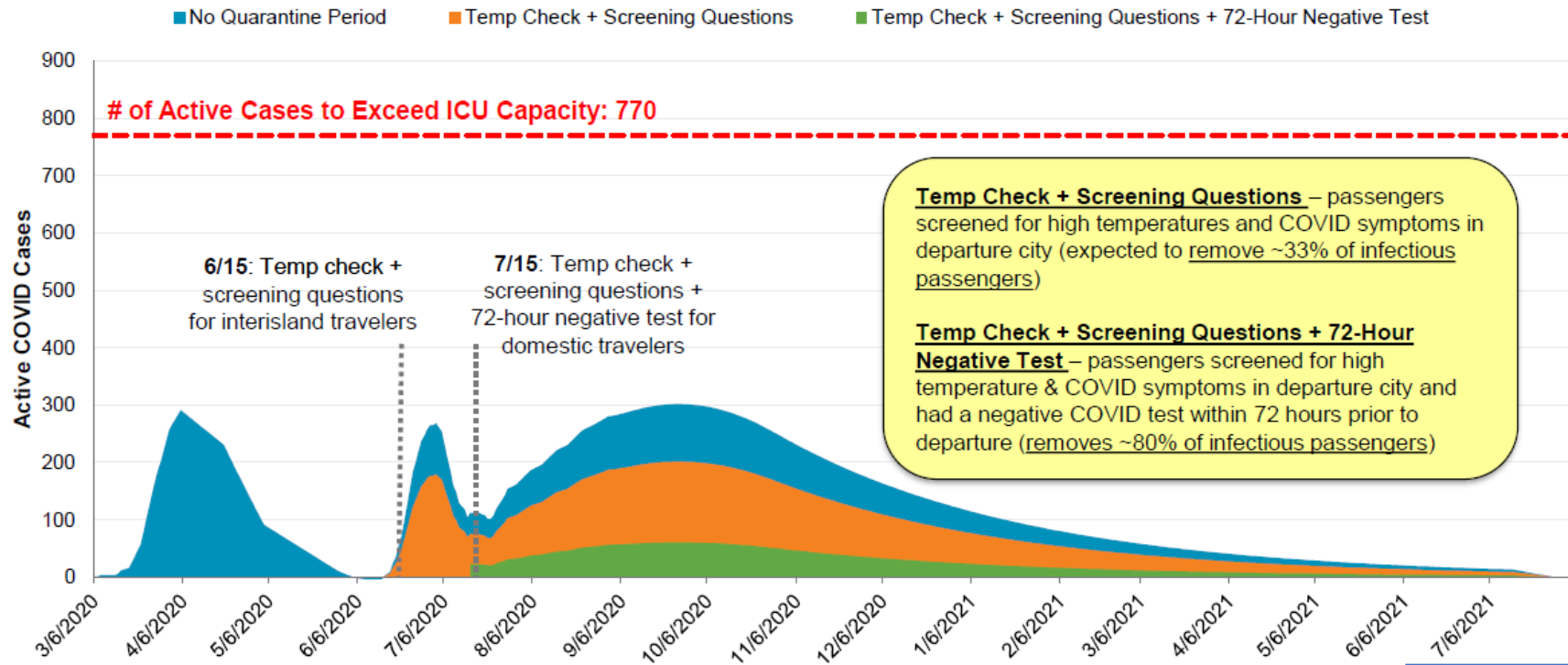
Source: U.S. Bureau of Labor Statistics

fred.stlouisfed.org



Lifting Travel Restrictions Will Increase COVID Cases but Will Not Threaten Hospital Capacity

Projected Active COVID Cases in Hawaii
(assumes 14-day recovery period after initial diagnosis)



**HAWAII
PACIFIC
HEALTH** | KAPI'OLANI
PALI MOMI
STRAUB
WILCOX

Projection incorporates travel information from:

- Hawai'i Department of Business, Economic Development and Tourism (DBEDT)
- Modeling data from Stanford University
- Proposed travel interventions from the Economic Research Organization at the University of Hawai'i (UHERO)
- John Hopkins Bloomberg School of Public Health – 5.1 median incubation period for COVID cases

CREATING A HEALTHIER HAWAII





UNIFIED STRATEGY

A framework for science based measurement
and
communication of health risk with case based interventions



SURVEILLANCE
SYNDROMIC
CONGREGATE SETTINGS
VULNERABLE POPULATIONS



TESTING



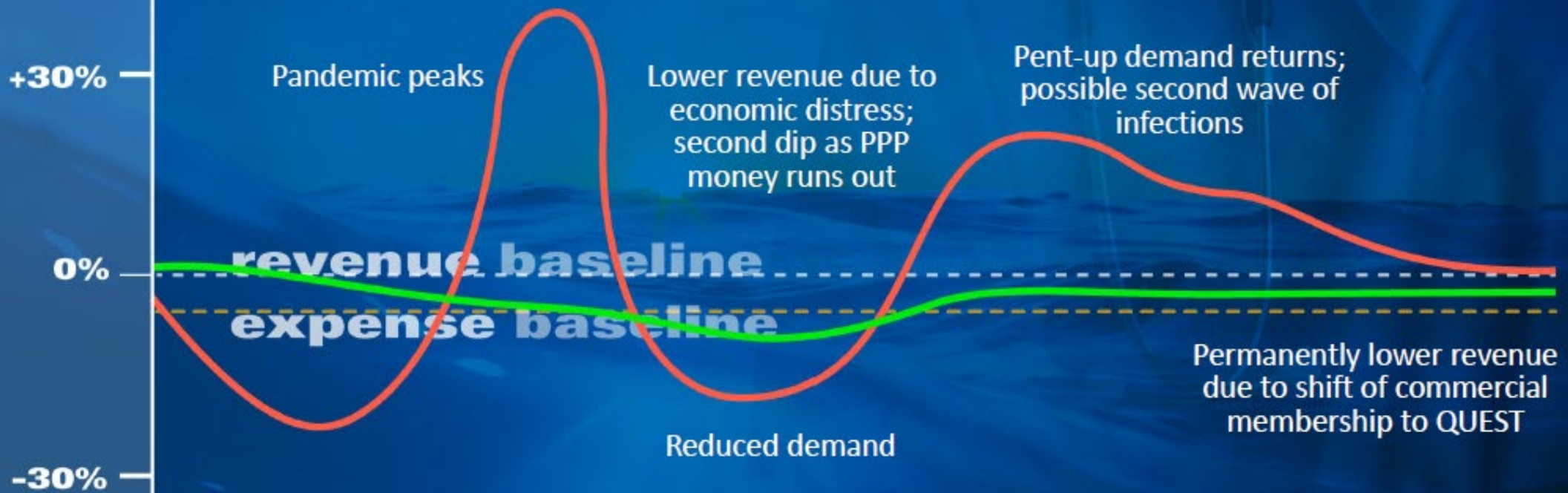
RAPID
RESPONSE
CONTACT
TRACING



ISOLATION
AND
QUARANTINE



COVID-19 Impact to Health Care Revenue and Expense



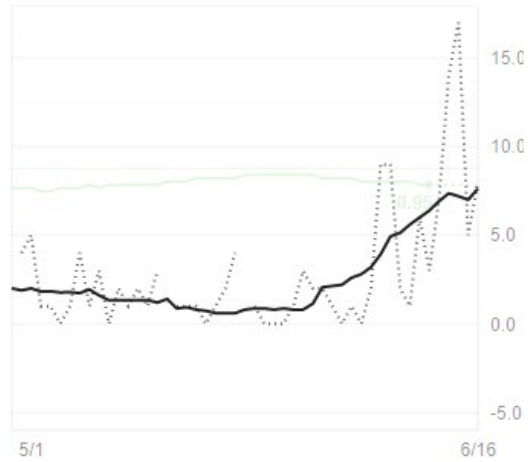
Actual revenue
Actual expense



Hawaii

hide new cases

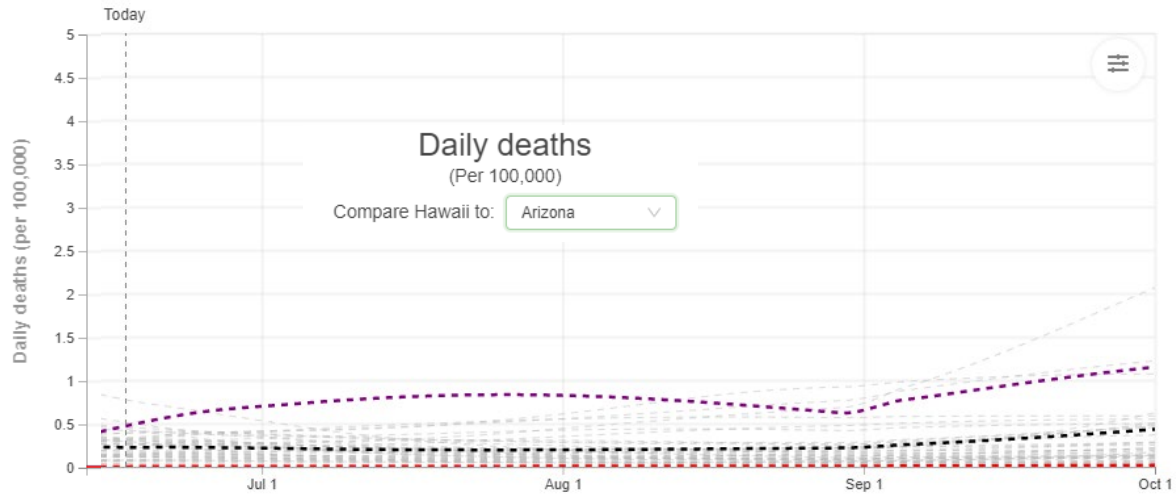
Share



7-day moving average of daily cases in Hawaii, Source: Rt.live

USA State	Total Cases	New Cases	Total Deaths	New Deaths	Active Cases	Tot Cases/ 1M pop	Deaths/ 1M pop	Total Tests	Tests/ 1M pop
Idaho	3,540		88		531	1,981	49	66,441	37,179
Wyoming	1,089		18		219	1,882	31	33,997	58,741
Vermont	1,131		55		161	1,813	88	53,663	86,000
Oregon	6,218	+120	183	+1	3,578	1,474	43	184,139	43,658
West Virginia	2,358	+17	88		634	1,316	49	136,991	76,440
Alaska	696	+20	12		246	951	16	77,709	106,226
Montana	630	+16	20	+1	72	589	19	65,515	61,299
Hawaii	740		17		86	523	12	73,078	51,613

Source: Worldometers.com



Source: Institute for Health Metrics and Evaluation

- Hawaii (smoothed)
- United States of America (smoothed)
- Arizona (smoothed)
- Other locations (smoothed)
- Hawaii (projected)
- United States of America (projected)
- Arizona (projected)
- Other locations (projected)

All deaths specific to COVID-19 patients.



5 SLIDES WE'RE DISCUSSING

WEDNESDAY JUNE 17, 2020

